

Webex Meetings:

The New User Experience

July 2020

© 2019 Cisco and/or its affiliates. All rights reserved. Cisco Confidential

Introduction

Before

During

For the Admin

Sneak Peak – Breakout Sessions



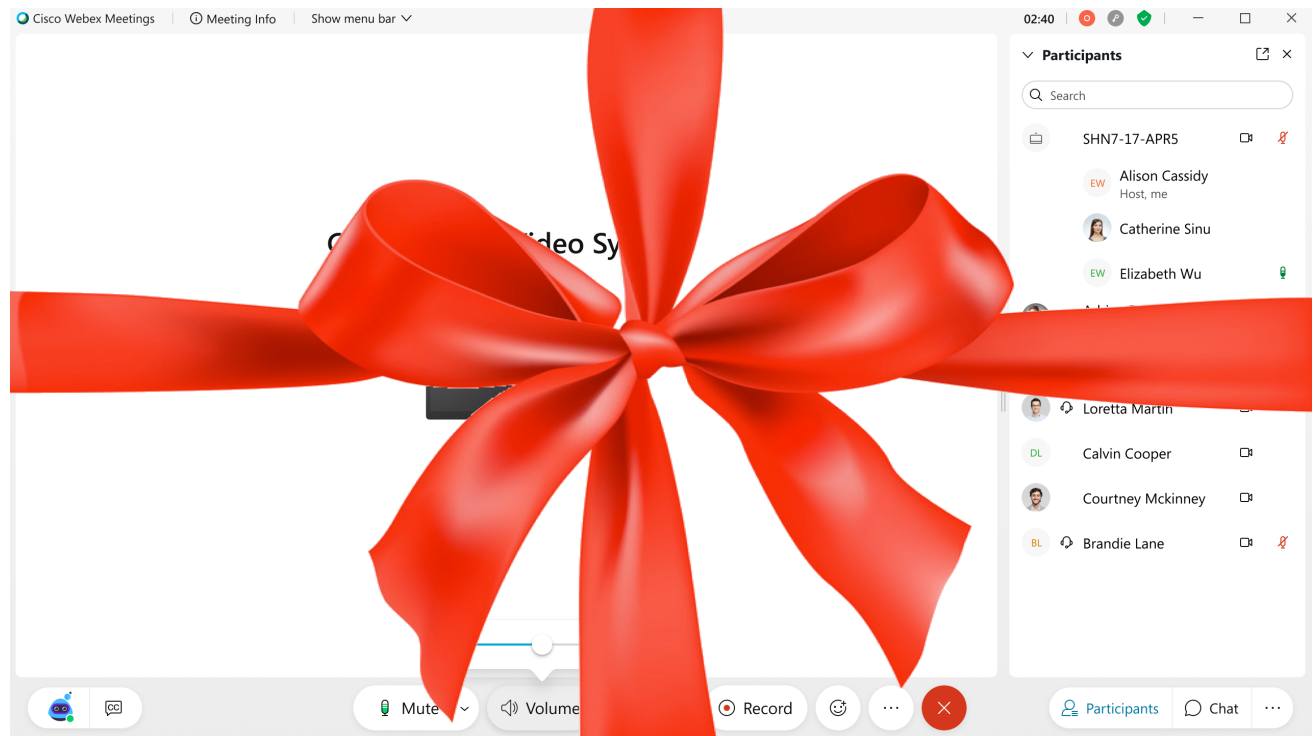
Safe harbor statement

This presentation contains “forward-looking” statements that involve risks, uncertainties and assumptions. If the risks or uncertainties ever materialize or the assumptions prove incorrect, our results may differ materially from those expressed or implied by such forward-looking statements. All statements other than statements of historical fact could be deemed forward-looking, including, but not limited to, any projections of financial information; any statements about historical results that may suggest trends for our business; any statements of the plans, strategies, and objectives of management for future operations; any statements of expectation or belief regarding future events, technology developments, or enforceability of our intellectual property rights; and any statements of assumptions underlying any of the foregoing.

These statements are based on estimates and information available to us at the time of this presentation and are not guarantees of future performance. Actual results could differ materially from our current expectations as a result of many factors, including but not limited to: the unpredictable nature of our rapidly evolving market and quarterly fluctuations in our business; the effects of competition; and any adverse changes in our indirect channel relationships. These and other risks and uncertainties associated with our business are described in the company’s annual report on Form 10-K. The forward-looking statements in this presentation are made as of the date of the initial publication of this presentation, and we disclaim any obligation to update these statements at any time in the future.

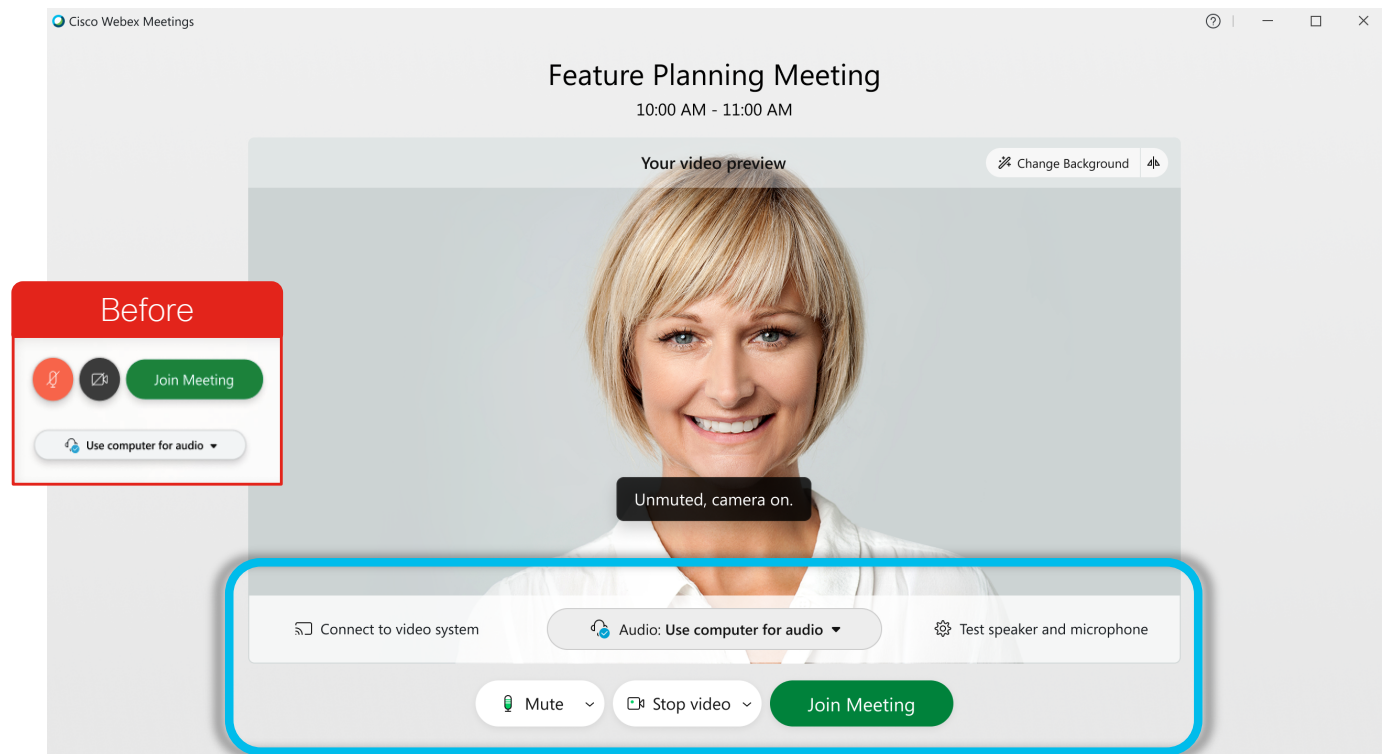
Introduction

The way we work is changing, so we've got big things in store to help you keep pace.



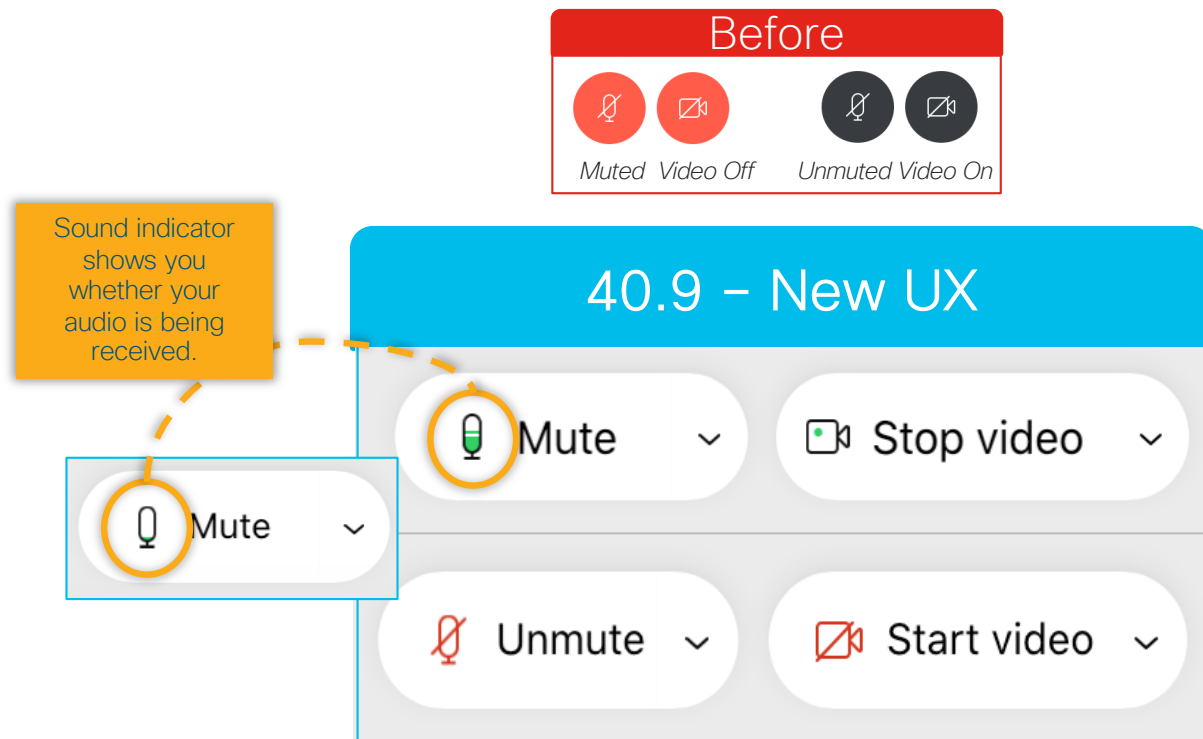
Before: Set yourself up for success

Coming with the 40.9 release, we've made it easier to adjust audio and video settings on your way in.



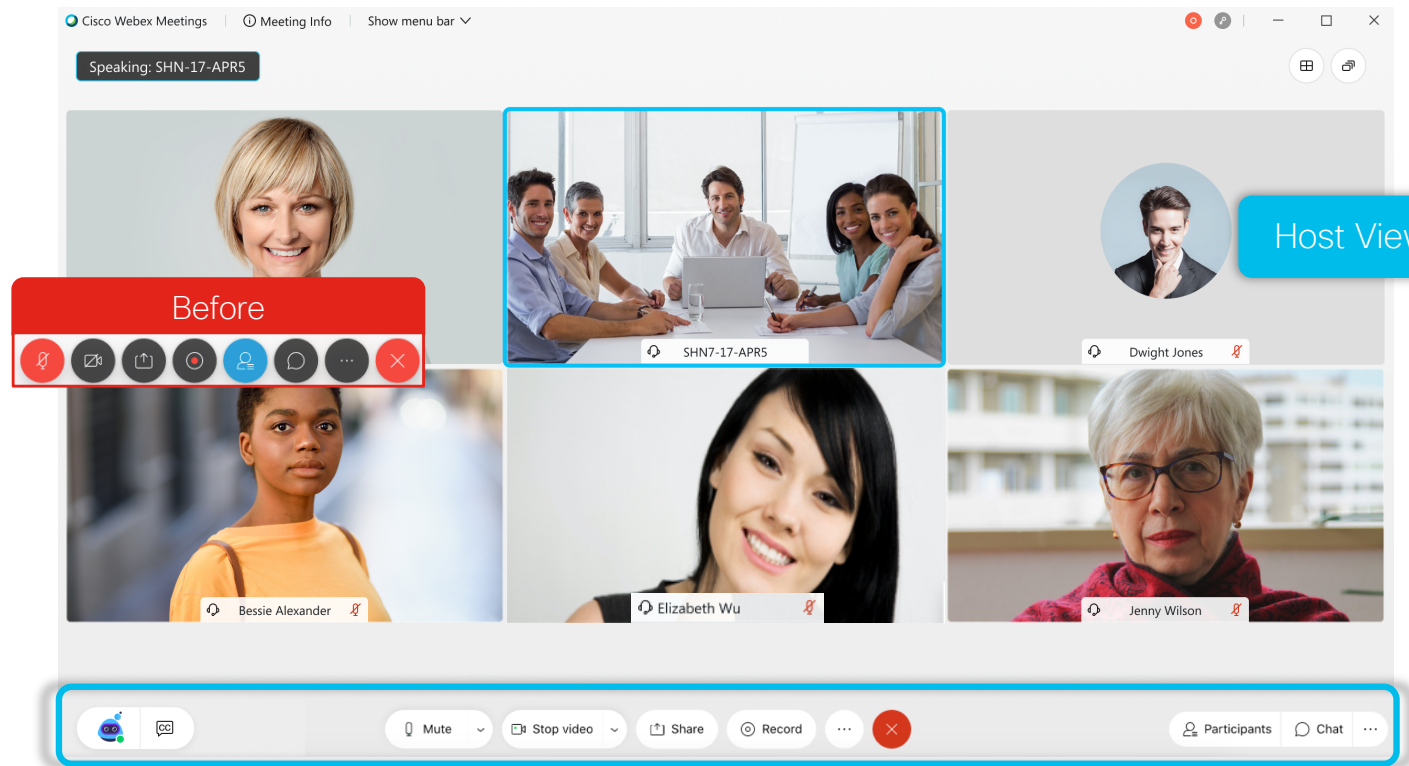
Before and During: Critical Controls Made Easy

In the new UX, you'll never have to wonder if you're muted or sending video.



During: Host View

As the host, you've got a lot to do but hunting for menus shouldn't be one of them.



During: Attendee View

With at-your-fingertips controls, you can manage your experience without missing the message.



A screenshot of a Cisco Webex meeting interface in Attendee View. The top bar shows "Cisco Webex Meetings", "Meeting Info", and "Show menu bar". The time is 02:40. The meeting ID is SHN7-17-APRS. The participants list includes David Liam, Adrian Delamico, Sherry Mckenna, and Loretta Martin. The main content area displays "Viewing Adrian Delamico's Application" with a 50% zoom level. A red tooltip labeled "Before" is overlaid on the top-left of the application, showing icons for Mute, Stop video, Share, Chat, and other controls. The application content features a pie chart with four segments: 41% (purple), 34% (green), 13% (yellow), and 12% (orange). The word "Target" is visible on the left side of the application. The bottom bar contains controls for Mute, Stop video, Share, and a red close button, along with "Participants" and "Chat" buttons.

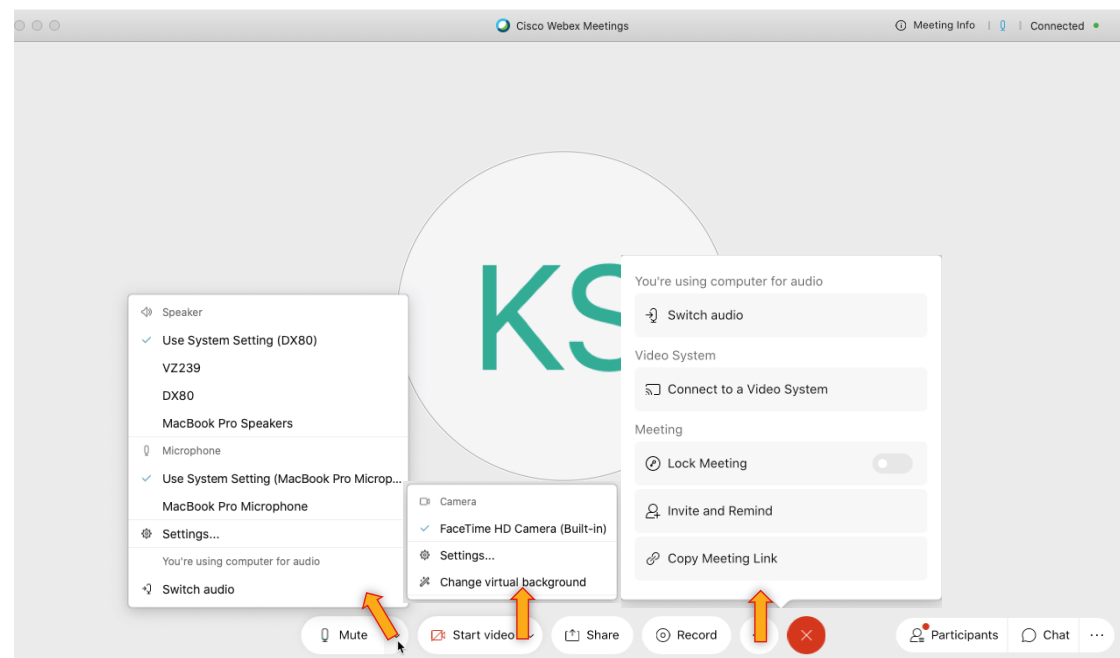
Segment Color	Percentage
Purple	41%
Green	34%
Yellow	13%
Orange	12%

Attendee View

During: Contextual Menu Options

Leverage your intuition.

Intuitive menu options expand from always-there controls – saving you time and preventing lengthy distractions.



For the Admin – Technical Considerations



Latest Channel Version Support

Webex Meetings 40.9+



Slow Channel Version Support

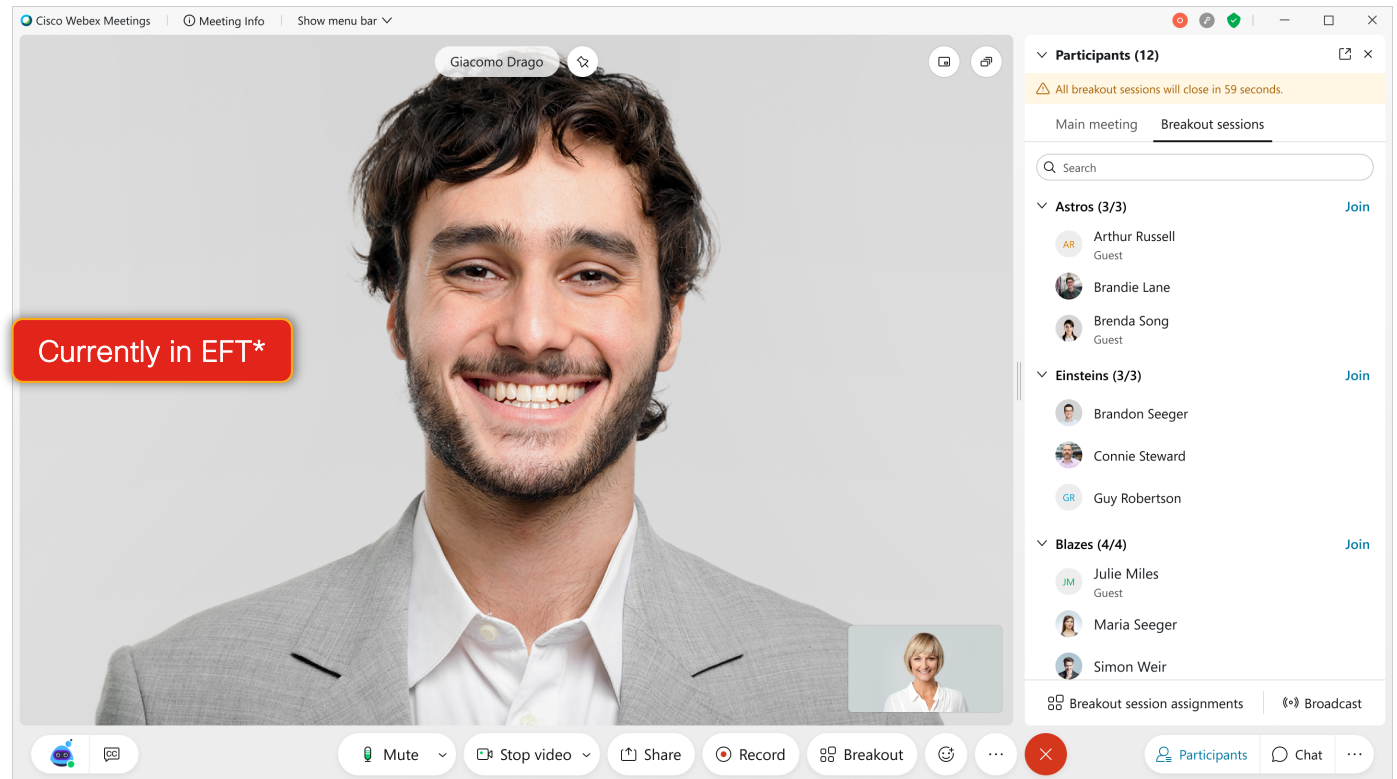
Webex Meetings 40.10+

But wait! There's more...

Sneak Peak: Breakout Sessions

Collaborate smaller to amplify your big ideas.

NEWS



Sneak Peak: Breakout Sessions – Considerations



Version Support

Webex Meetings 40.9+

Currently in EFT*



Whiteboards

Whiteboarding is currently not supported but is a high-priority roadmap item.

*Target
CY20-Q4*



Mobile App

Attendees on iOS or Android mobile phones and tablets can join breakout sessions.

Hosts can manage breakout sessions from iOS iPhones and iPads.

Android host management target date TBD.



Endpoints and Devices

Currently, the following join methods are not supported and will remain in the main room:

- Video Devices
- Teams Client join
- Audio-only join

*Target
CY20-Q4*



Pre-Assigning Breakouts

Want to pre-plan your breakout sessions? That's coming soon.

*Target
CY20-Q4*



High frame-rate content sharing

Currently, high frame-rate content sharing (such as playing a video) is not advised.

*Target
CY20-Q4*



Recording and Webex Assistant

Currently, recording and closed captioning with Webex Assistant for Meetings only take place in the main room.

*Target
CY20-Q4*

**Need a little
more?**

Check out our
[Adoption Assets.](#)



Deep well of communication
and adoption resources



Collateral to support your
comms strategy

For online training check out cs.co/onlineclasses



Questions?

